

## COMFORT RADIANT HEATING, LLC

(888)448-0555 (518)373-5700  
"Warming Your Heart and Sole"  
www.danfossradiant.com



# Power Module for floor heating applications

- An easy control solution for large areas
- Receives on/off command from the main thermostat
- Each Power Module adds 15A switching capability
- Can add up to five PM's to any thermostat
- Includes GFCI protection!

# 088L5135

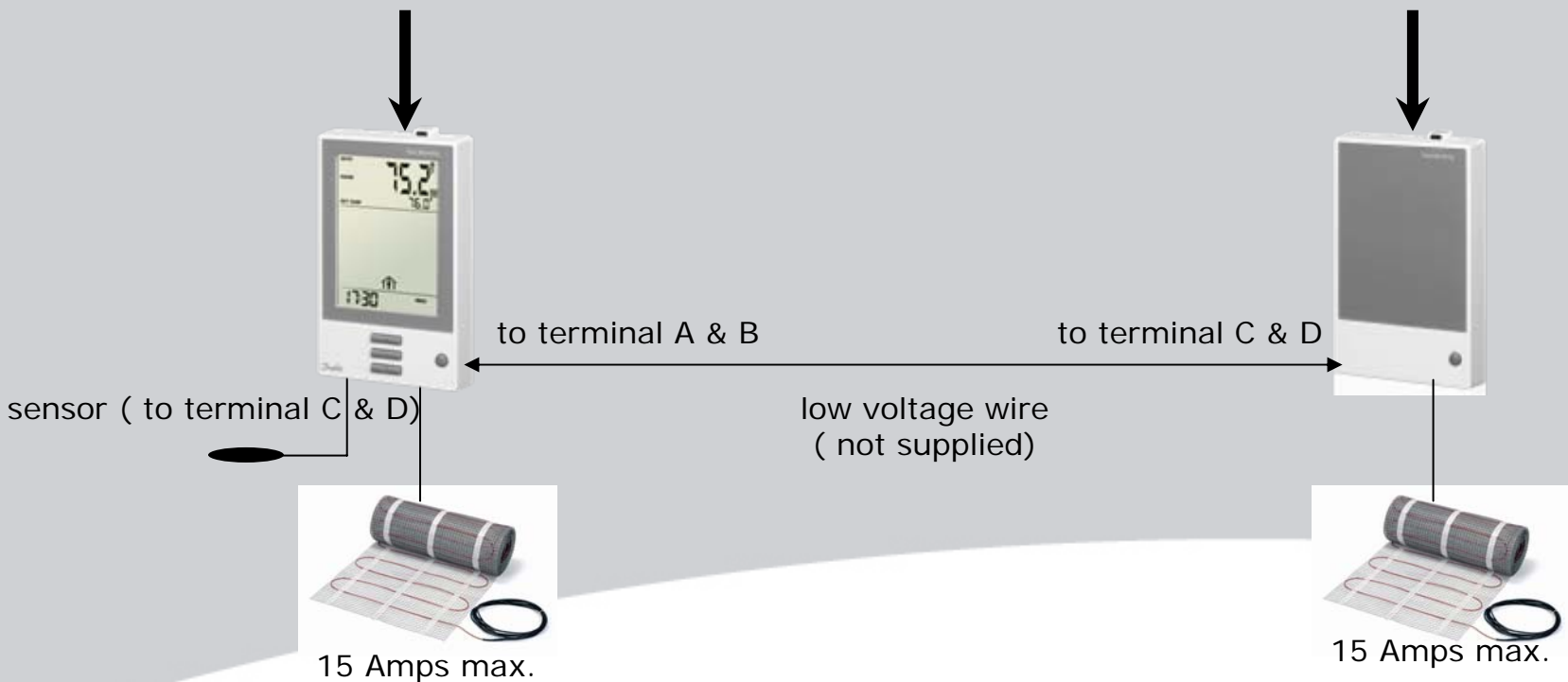


ELECTRIC CABLE HEATING SOLUTIONS

## Power Module typical setup

Power ( 120 V / 208-240V )

Power ( 120 V / 208-240V )



Please review the installation manual below

# INSTALLATION MANUAL

**Part No. 088L5130/5132/5133/5135**



57143A 10/09 (DJU)

## English

### Power module with built-in GFCI

088L5135 Power module (15A)

#### Power module, 088L5135

If loads of more than 15 A are required, expansion is possible using power modules. Power modules can be connected to the line cable and load cable, see above. Maximum distance between thermostat and power modules is 80 ft (25 m). Use field wiring cable, recommended min. 20 AWG. Connect A on tstat to C on module and B on tstat to D on module (fig. 6).

Fig. 1

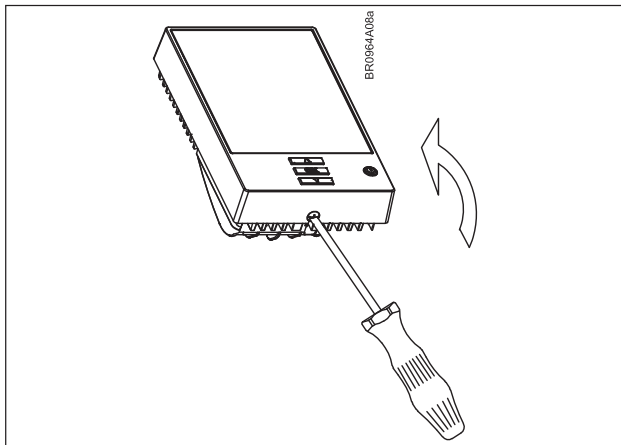
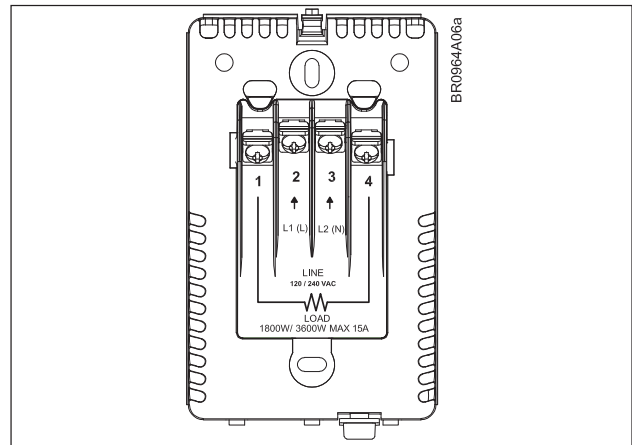
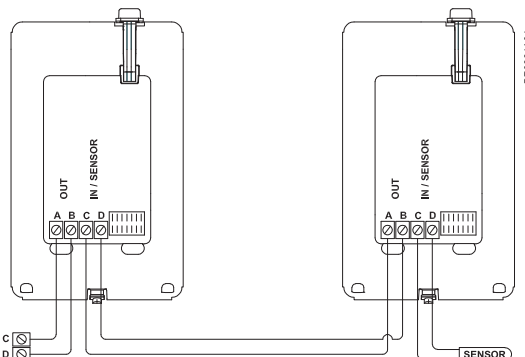


Fig. 2



Power Module

Thermostat



To additional modules

Danfoss can accept no responsibility for possible errors in catalogues, brochures, other printed materials, and website information. Danfoss reserves the right to alter its products without notice. This also applies to products already on order provided that such alteration can be made without subsequent changes being necessary in specifications already agreed upon. All trademarks in this material are property of the respective companies. Danfoss and the Danfoss logotype are registered trademarks of Danfoss A/S. All rights reserved.



**COMFORT RADIANT HEATING LLC**  
**(888)448-0555 (518)373-5700**  
*"Warming Your Heart and Sole"*  
**www.danfossradiant.com**